

DL50

ALPHA LITE LED Downlight Data Sheet

Fixture Information

- Angle adjustable
- High color rendering of CRI 90 or higher
- COB LED Chip
- All-in-one Main drive controller
- RDM network communication possible
- Maintain the last signal when DMX signal is lost
- Dimming curve selectable (Linear & curve dimming)



Ultra HD
Lighting Quality



High CRI
True Color



High TLCI
True Color



Flicker Free



Long LED
Lifetime



Quiet
(No Fan)



Adjustable

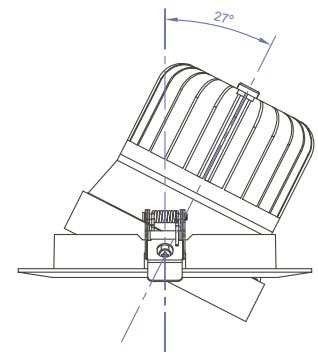
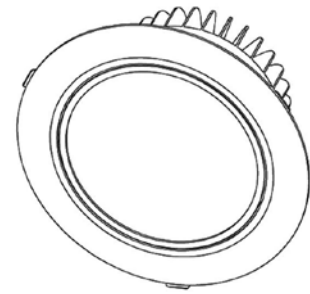
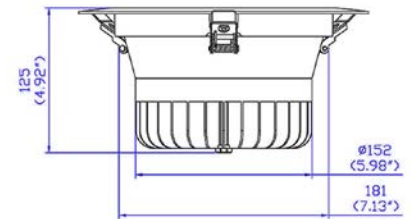
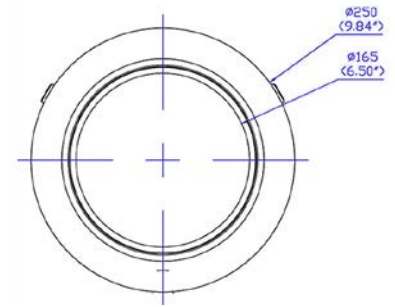


DL50
DATA SHEET

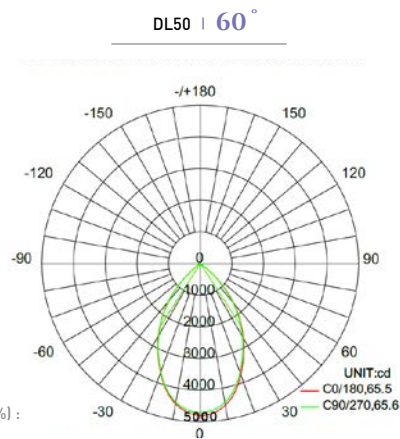
Specifications

LED Chip Type	50W
Estimated LED Lifetime (hours)	50,000
White Light (K)	3000 / 3200 / 5600 (FCT)
Color Rendition (%)	CRI 97 / TLCI 97
Dimming (%)	0-100 (16-bit)
Cut-off Size Diameter (mm/inch)	205-230 / 8.1-9.1
Beam Angle (°)	30 / 40 / 65
Tilt (°)	27
Signal Control	3-Pin DMX In and Through
Individual Control	Dip Switch
Supported Protocol	DMX512
(Optional) Supported Protocol	DMX512 Wireless
Remote Device Management	Not Supported
Channel Function	Dimming
Power Input Voltage	AC 100-277V
Power Consumption (W)	52
Ambient Temperature Operation (°C)	-20-45
Body Dimensions (mm/inch) (WHD)	ø250 x 126
Body Weight (kg/lbs)	1.25 / 2.8
Protection Class	IP20

Dimension



Luminous Intensity Distribution Diagram



WWW.ALPHA-LITE.NET

