

New | Hot

A6-PLUS-J

ALPHA LITE New Version LED Panel Light Data Sheet


Fixture Information

- Flat light source lighting fixture, which is mainly used in broadcasting studios
 - Light that does not expose the light source, with less glare, evenly and extremely soft light distribution
 - Excellent light quality, and average CRI 95~98 / R9, R12 are CRI 90 or higher
 - Beam cutting is excellent by adjusting the angle of the barn-door
 - Measured same LUX data at both 3200K / 5600K which shows stable and reliable
- Optical Technique**
- High efficiency and light saturation by using Micro diffusing lens, and excellent photometric flatness
 - 2,500~10,000K color temperature control function
 - R, G, B Full Color LEDs are combined to create a scene for all acting parts and a variety of atmospheres
 - Support RDM network communication and various mode setting possible
- Smart touch control method makes it easy and convenient to check all information at a glance
 - The materials are made by metal, has good ability to reduce heat, and has the slot to install the soft(diffusing) filter
 - Housing is designed for easy maintenance and repair
 - Long life, reduces maintenance costs and power consumption

Optional Accessories

- Manual yoke
- Pole operation yoke
- Power cable
- DMX cable
- Safety chain
- 4 leaf barndoor
- Clamp
- Multi array lens
- Diffuser lens
- Soft box

- UHD**
Quality
Ultra HD Lighting Quality
- CRI 95°**
High CRI True Color
- TCRI 95°**
High TLCI True Color
- Flicker Free
- Smart Touch Control
- Upgrade
USB Firmware Upgrade
- Long LED Lifetime
- Variety Color Representation

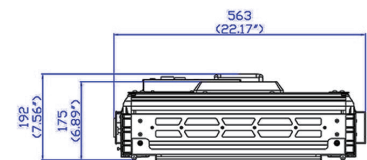
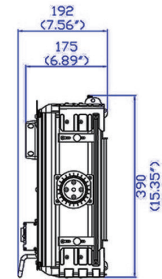
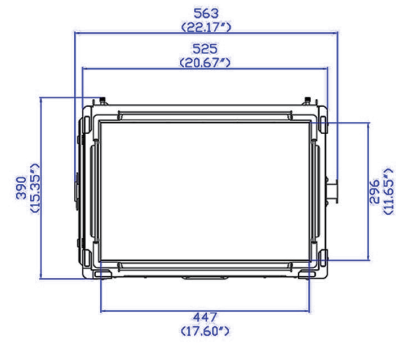


A6-PLUS-J
DATA SHEET

Specifications




LED Chip Type	0.5W Full RGBW LED
Estimated LED Lifetime (hours)	50,000
White Light (K)	2,500-10,000 (VCT)
Full Color Light	Full RGB+W (4Color Gamut with Hue and Saturation Control)
Color Rendition (%)	CRI 97 / TLCI 97
Dimming (%)	0-100 (16-bit)
Light Aperture Size (mm/inch)	447 x 297 / 17.6 x 11.7
Beam Angle (°) (Standard)	115
Signal Control	5-Pin DMX In and Out
Individual Control	Smart Touch LCD Controller
Supported Protocol	DMX512 / RDM
(Optional) Supported Protocol	DMX512 Wireless / RDM Wireless
Remote Device Management	Supported
Channel Function	Dimming / CCT / Cross Fader / RGBW / Tint / Color Macro
Power Input Voltage	AC 100-240V / 50-60Hz
Power Consumption (W)	300
Ambient Temperature Operation (°C)	-20-45
Body Dimensions (mm/inch) (WHD)	563 x 390 x 192 / 22.2 x 15.4 x 7.6
Full Dimensions with Manual Yoke (mm/inch) (WHD)	641 x 500 x 192 / 25.2 x 19.7 x 7.6
Body Weight (kg/lbs)	8.1 / 17.9
Full Weight with Manual Yoke (kg/lbs)	9.2 / 20.3
Protection Class	IP20

Dimension



Photometric Diagram

* The intensity data may have ±5% tolerance depend on CCT or film type.



Distance	3m	5m	7m	9m
▷ Multi Array (No Diffusion) / 55°	2082	750	383	231

Distance	3m	5m	7m	9m
▷ Front side Micro Lens (Wide Diffusion-smooth light) / 120°	750	270	138	83
▷ Flip Side Micro Lens (Focused Diffusion-bright light) / 85°	1061	382	195	118

Distance	3m	5m	7m	9m
▷ Front side Micro Lens (Wide Diffusion-smooth light) / 110°	864	311	159	96
▷ Flip Side Micro Lens (Focused Diffusion-bright light) / 77°	1352	487	249	150